

FALL
style guide

PHOTOGRAPHY
she shed
By: Eileen Oles



LET THE *fun begin*

Welcome to your Fall Style Guide! As the air turns crisp and the leaves begin to change, it's time to embrace the rich, warm tones and cozy textures that define this beautiful season.

Choosing the perfect outfit for your fall photoshoot can feel like a challenge, but don't worry—I'm here to make it easy and enjoyable for you. In this guide, you'll find inspiration and tips tailored specifically for fall, from layering techniques to color palettes that reflect the season's natural beauty.

With these suggestions, I'm confident you'll create a look that perfectly captures the essence of autumn. And as always, if you need any personal assistance, I'm here to help.

Let's make your fall photoshoot experience as memorable and stunning as the season itself."





MY BEST *Tips*

1. Coordinate, Don't Match

- Aim for complementary colors rather than everyone wearing the same thing. Choose a color palette with 2-3 main colors and have each person wear shades within that range.

2. Layering:

- Fall is the perfect season for layering, which not only keeps you warm but also adds texture and dimension to your photos. Consider layering a cozy sweater over a blouse, adding a scarf, or wearing a jacket. Layers create visual interest and allow you to mix and match different pieces for a more dynamic look.

3. Textures:

- Incorporate rich textures like knits, wool, corduroy, and suede into your outfits. These materials add warmth and depth to your photos, enhancing the autumnal feel. Textured fabrics photograph beautifully, especially in natural light, making your images feel more tactile and inviting.

4. Embrace the Seasonal Palette:

- Incorporate fall colors into your wardrobe. Think about deep reds, mustard yellows, burnt oranges, & forest greens. These colors naturally complement the autumn scenery and enhance the overall warmth and vibrancy of your photos.



MY BEST *Tips*

5. Footwear Choices

- Opt for seasonally appropriate footwear such as boots or closed-toe shoes. Not only do they suit the cooler weather, but they also complete the fall look. Consider styles like ankle boots, knee-high boots, or even stylish sneakers in earthy tones that complement your outfit.

6. Weather Considerations:

- Fall weather can be unpredictable, so be prepared for both cool and warm conditions. Consider bringing a stylish outer layer that you can easily add or remove depending on the temperature. A chic trench coat or a cozy cardigan can be practical and photogenic.

7. Accessorize Thoughtfully

- Don't forget to accessorize! Hats, scarves, and gloves are perfect for fall and can add a pop of color or an extra layer of interest to your photos. Choose accessories that complement your outfit without overpowering it. A wide-brimmed hat, for instance, can add a touch of elegance and sophistication.

8. Avoid Logos and Graphics

- Clothing with large logos, graphics, or text can detract from the timeless quality of the photos.

A well-organized closet with hanging clothes, shelves with boxes, and a basket. The closet is filled with various items, including coats, dresses, and bags, all neatly arranged. The lighting is warm and soft, creating a cozy atmosphere. The text 'MY BEST Tips' is centered in a white circle over the image.

MY BEST *Tips*

9. Avoid Bold Patterns:

- While patterns can add interest, avoid overly bold or busy designs that might distract from the natural beauty of the fall setting. Subtle plaids, small checks, or minimalistic designs can be great choices, especially in earthy or muted tones. Stick with one pattern per family.

10. Bring Extra Clothes

- Accidents happen, especially with children. Bringing a change of clothes can be helpful in case of unexpected spills or wet clothes from water play.

12. Plan Ahead

- Lay out the outfits together before the shoot to ensure they coordinate well and there are no clashing elements.

13. Color Coordination:

- For group or family photos, coordinate colors without being too matchy-matchy. Choose a color palette with complementary fall tones and have each person wear different shades within that palette. This creates a cohesive look while allowing everyone's individual style to shine.

COLOR PALETTE

white & cream



BLUSH TONES BRING A SOFT, ROMANTIC FEEL TO YOUR PHOTOS, ADDING WARMTH AND SUBTLE ELEGANCE. THESE DELICATE SHADES OF PINK AND PEACH ARE PERFECT FOR CREATING A LIGHT, AIRY ATMOSPHERE, WHETHER YOU'RE IN A GARDEN, BY THE BEACH, OR IN A STUDIO. BLUSH COLORS ARE INCREDIBLY VERSATILE, HARMONIZING BEAUTIFULLY WITH BOTH NEUTRAL TONES AND BOLDER ACCENTS. THEY ADD A TOUCH OF GRACE AND FEMININITY TO YOUR LOOK, MAKING THEM AN IDEAL CHOICE FOR CAPTURING THE GENTLE BEAUTY OF SPRING AND SUMMER.


COLOR PALETTE

white & cream



COLOR PALETTE

earth



BLUSH TONES BRING A SOFT, ROMANTIC FEEL TO YOUR PHOTOS, ADDING WARMTH AND SUBTLE ELEGANCE. THESE DELICATE SHADES OF PINK AND PEACH ARE PERFECT FOR CREATING A LIGHT, AIRY ATMOSPHERE, WHETHER YOU'RE IN A GARDEN, BY THE BEACH, OR IN A STUDIO. BLUSH COLORS ARE INCREDIBLY VERSATILE, HARMONIZING BEAUTIFULLY WITH BOTH NEUTRAL TONES AND BOLDER ACCENTS. THEY ADD A TOUCH OF GRACE AND FEMININITY TO YOUR LOOK, MAKING THEM AN IDEAL CHOICE FOR CAPTURING THE GENTLE BEAUTY OF SPRING AND SUMMER.


COLOR PALETTE

earth




COLOR PALETTE

terracotta



BLUSH TONES BRING A SOFT, ROMANTIC FEEL TO YOUR PHOTOS, ADDING WARMTH AND SUBTLE ELEGANCE. THESE DELICATE SHADES OF PINK AND PEACH ARE PERFECT FOR CREATING A LIGHT, AIRY ATMOSPHERE, WHETHER YOU'RE IN A GARDEN, BY THE BEACH, OR IN A STUDIO. BLUSH COLORS ARE INCREDIBLY VERSATILE, HARMONIZING BEAUTIFULLY WITH BOTH NEUTRAL TONES AND BOLDER ACCENTS. THEY ADD A TOUCH OF GRACE AND FEMININITY TO YOUR LOOK, MAKING THEM AN IDEAL CHOICE FOR CAPTURING THE GENTLE BEAUTY OF SPRING AND SUMMER.



COLOR PALETTE

ferracotta



WHERE TO *shop*

- Joyfolie.com
- Chicos.com
- Talbots.com
- TommyBahama.com
- JCrew.com
- LLBean.com